



# PORTER

## D2000i Series Mass Flow Controller

### Fast Response Liquid Flow Controller

- < 1 second Response Time
- Piezoelectric Control Valve
- Compact Size
- ±1% of Reading Accuracy
- Metal Seal Construction
- 1/8" Face Seal or Compression Fitting

The Porter D2000i Series Liquid Mass Flow Controller is designed to address the need for fast, precise control of liquid precursors in semiconductor manufacturing processes, as well as various applications in the biotechnology, pharmaceutical, chemical, petrochemical and surface treatment industries. Closed-loop digital control circuitry, combined with the integral proportional piezoelectric-actuated control valve, offer response times of less than one second and stable control at low flows. Clean room assembly and all metal seal construction ensure high purity and leak integrity. A unique laminar bypass and sensor assembly provide accurate measurement with only a 5°C rise in fluid temperature. The compact package size of the D2000i Series simplifies system integration. A D2000i Series Liquid Mass Flowmeter is available for applications requiring flow monitoring only.

### Specifications

**Response Time:** <1 second to within 5% of rate (up to 6 stored valve jump voltages)

**Accuracy and Linearity:** ± 1% of reading

**Repeatability:** <±0.2% of rate at any constant temperature within operating temperature range

**Rangeability (Control Range):** 20:1 (5%-100% full scale) (accuracy & control)

**Ambient and Operating Temperature Range:** -10 to 40°C (+14 to 104°F)

**Maximum Allowable Operating Pressure:** 125 psig

**Temperature Coefficient:** < 0.1%/°C

**Setpoint Input/Flow Signal Output:** 0-5 Vdc (2k ohm minimum load resistance for flow output signal)

**Power Supply Requirements:** (Current Consumption < 200 mAdc): +15 (±10%) Vdc

**Leak Integrity:**  $1 \times 10^{-9}$  atm. cc/sec.He

**Warm-up Time:** 20 minutes

**Materials of Construction- (wetted surfaces):**

- Body - 316L stainless steel
- Sensor Assembly - 316L stainless steel
- Valve Components - 316L stainless steel
- O-rings - 316L stainless steel

**Control Valve:** Normally open piezoelectric-actuated


**External Electrical Connector:** Nine (9)-pin D-connector

**Process Connections:** 1/8" male metal gasket face seal or 1/8" compression fitting

**Internal Volume:** < 1 ml

**Mounting Orientation:** Horizontal (±5°)

**Weight:** <1.5 lbs.



### Flow Capacity:

Following are the available flow ranges based on isopropyl alcohol (IPA). To determine the flow range for process fluids other than IPA, multiply the IPA flow range by the appropriate correction factor.

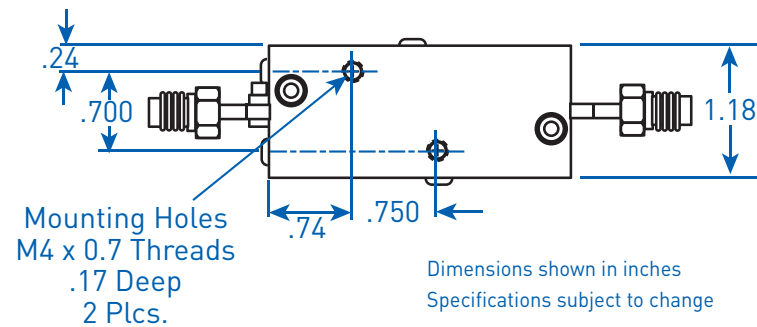
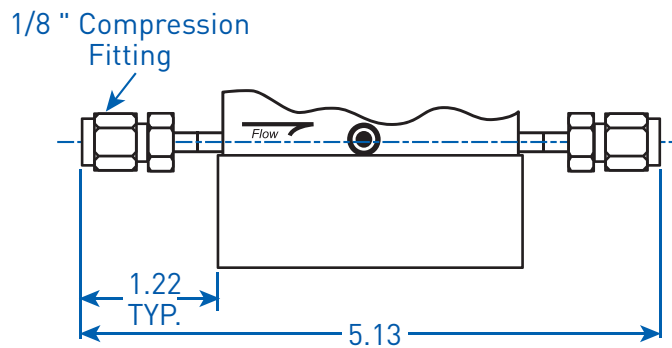
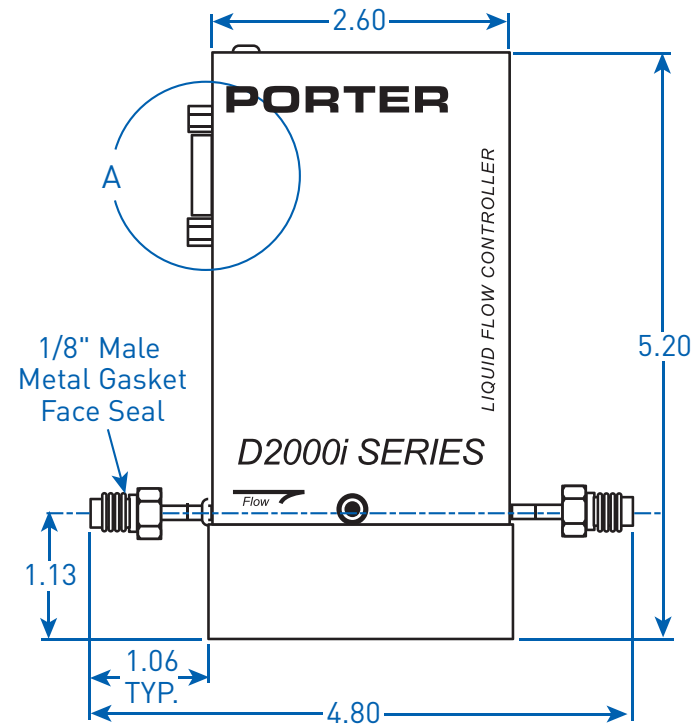
CupraSelect® - Schumacher

IPA Flow Ranges (in ml/min):
.007 - 0.14
.020 - 0.40
.050 - 1.00
.175 - 3.50
.375 - 7.50
.650 - 13.00

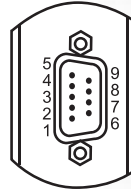
Correction Factors for Process Fluids other than IPA:	
Liquid	Correction Factor
CupraSelect	1.164
Hexane	1.492
Octane	1.532
OMCTS	1.927
TDEAT	1.258
TEOS	1.583
TMB	1.156
TMP	1.413
Water	0.492

Contact Porter to size fluids not listed or when operating parameters are questionable

# D2000i Series Mass Flow Controller



Detail A  
Pinout



PIN NO.	FUNCTION
1	Transmit RS232
2	Flow Signal
3	Setpoint
4	Signal Common
5	Valve Voltage Monitor
6	Receive RS232
7	Power In
8	Power Common
9	Cable Shield

## Ordering Information

### Model Number and Description

Example: **D 2 0 0 0 i C A A 3 E A**

#### Basic Model

D2000iC (Flow Controller)  
D2000iM (Flowmeter)

#### Model Revision

A - Production Release

#### Input/Output Signal

A - 0-5 Vdc/0-5 Vdc

#### Fitting Size & Type

2 - 1/8" Compression Fitting  
3 - 1/8" Male Metal Gasket Face Seal

#### Flow Designator-

ml/min Isopropyl Alcohol

A - 0.14  
B - 0.40  
C - 1.00  
D - 3.50  
E - 7.50  
G - 13.0

#### Assembly/Test Procedures

A - Factory Standard

### Example:

Model **D 2 0 0 0 i C A A 3 E A**

D2000iC = Model D2000i Flow Controller

A = Production Release

A = 0-5 Vdc/0-5 Vdc

3 = 1/8" Male Face Seal

E = 7.50 ml/min Isopropyl Alcohol Flow Designator

A = Factory Standard

Assembly/Test Procedures

### To order, specify:

- Model Number
- Fitting Type
- Flow Capacity
- Liquid Type - Include: Density, Heat Capacity, Thermal Conductivity, Viscosity, and Boiling Point
- Operating Temperature
- Upstream Pressure
- Downstream Pressure (not required for flowmeters)
- Additional Accessories Required



**PORTER**

Parker Hannifin Corporation  
**Porter Instrument Division**  
245 Township Line Road  
P.O. Box 907  
Hatfield, PA 19440-0907 USA  
Phone (215)723-4000  
Fax (215)723-2199  
www.porterinstrument.com